

Zucchini!



6

Can you name 3 sports with a ball?



Close your eyes and stretch your hands up as high as they can go. Take 5 deep breaths. How do you feel when you open your eyes?

5

Give it a try!

How far can you run in 5 seconds?
What about 10 seconds?




4



What are three things that you like about yourself?

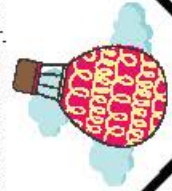
3



Strawberry

7

What are 3 foods that give you lots of energy?



How many times can you toss a ball up in the air before you drop it? How high can you throw it?

8



Orange

Challenge yourself to drink 5 glasses of water today! Can you drink 5 again tomorrow?




1

If you could run in any place in the world, where would you run?



2




Blueberries

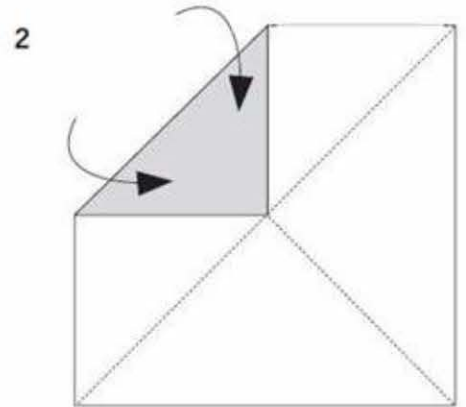
Instructions on How to Fold a Fortune Teller

- Make sure the fortune teller is in the shape of a square with sides of equal length
- Flip the paper over so the blank side is facing up
- Fold each of the corners in towards the center
- Flip the paper over again and fold the corners in towards the center again
- Take the square and fold it in half one way, unfold it, and then fold it in half again in the opposite direction
- Unfold and place fingers in the flaps of the fortune teller to make the proper shape – adjust the folding as needed to make sure it can move with your fingers

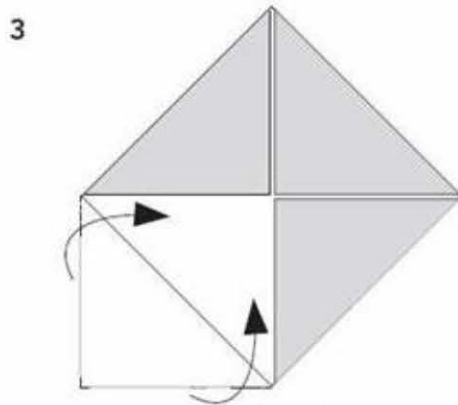
- **To play**, put your fingers in the fortune teller game and move it until you ask your friend, sister, brother, mother, father, grandpa or grandma to pick a number. Have them answer the question that's there under the number they picked!



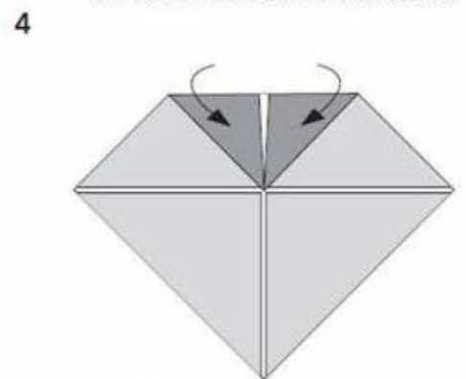
1. with pictures face down, fold on both diagonals, Unfold



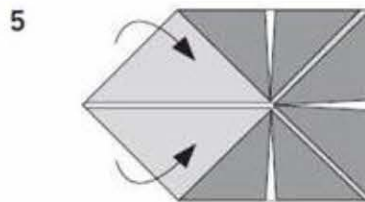
2. Fold all four corners to centre




3. Now, your paper should be like this.



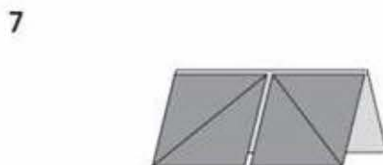
4. Flip the paper over and once again Fold the tips to meet the centre point.



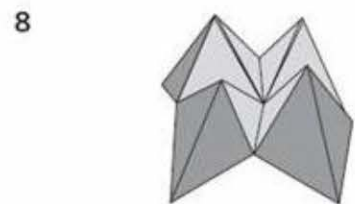
5. Now, your piece fo paper should look like this.



6. If your paper is ready, fold paper in half and unfold



7. Flip paper ove and fold as shown. Put your fingers under the 4 open corners.



8. The paper fortune teller is Ready!